

Mike Madenik's Guide's Series



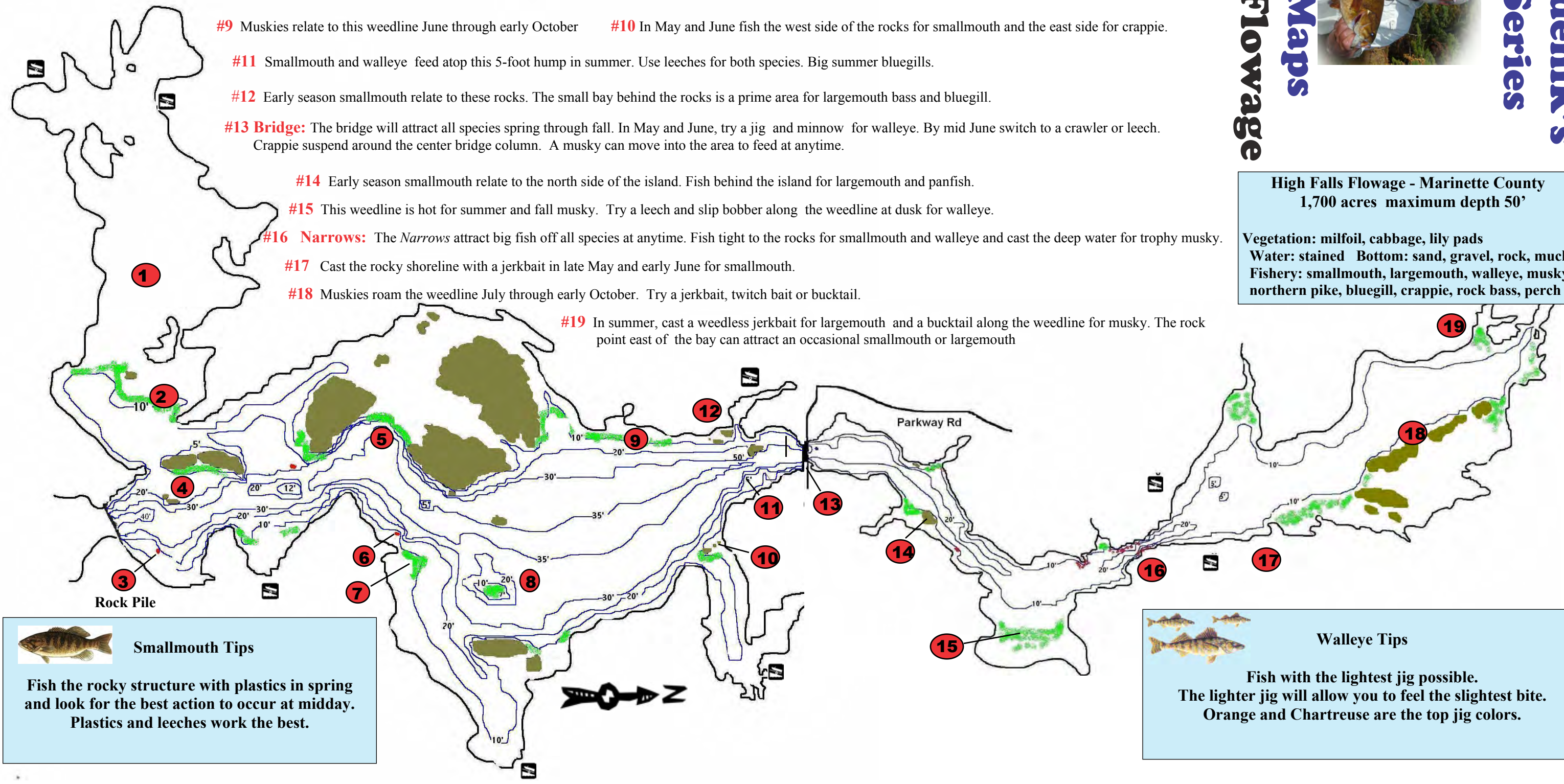
Lake Maps

High Falls Flowage


- #1 **Bass Bay:** After ice out, bluegill move into the shallows and relate to the muck bottom. As summer progresses, cast a float and a small leech along the weed edges. In early May, fish the wood with soft plastic jerkbaits for largemouth
- #2 The weedline on the edge of Bass Bay attracts musky and northern pike from early summer through fall. Use bucktails and twitch baits. By early September, largemouth bass move out of Bass Bay and stack up along the weedline
- #3 **Rock Pile:** Try a soft plastic jerkbait for early season smallmouth. Summer bluegill along the weed edge.
- #4 These islands are prime for early season smallmouth. Try a soft plastic jerkbait or shallow running crankbait.
- #5 There is a steep drop off on the edge of the milfoil that is good for all species from mid June through late October. Plastics will catch both largemouth and smallmouth bass. Use bucktails and twitch baits for musky and live bait for bluegill and crappie. Crappie suspend over deep water.
- #6 **Rock Pile:** Plastic jerkbaits atop the rocks for smallmouth and a jig and leech for walleyes on the deep edge.
- #7 Try a bucktail or jerkbait along the edge of the weed point for summer and fall musky.
- #8 Although this hump is in the lane of boat traffic it attracts all species at any time. Muskies move atop the hump at dusk in summer. Walleye action is best during the morning hours.


- #9 Muskies relate to this weedline June through early October
- #10 In May and June fish the west side of the rocks for smallmouth and the east side for crappie.
- #11 Smallmouth and walleye feed atop this 5-foot hump in summer. Use leeches for both species. Big summer bluegills.
- #12 Early season smallmouth relate to these rocks. The small bay behind the rocks is a prime area for largemouth bass and bluegill.
- #13 **Bridge:** The bridge will attract all species spring through fall. In May and June, try a jig and minnow for walleye. By mid June switch to a crawler or leech. Crappie suspend around the center bridge column. A musky can move into the area to feed at anytime.
- #14 Early season smallmouth relate to the north side of the island. Fish behind the island for largemouth and panfish.
- #15 This weedline is hot for summer and fall musky. Try a leech and slip bobber along the weedline at dusk for walleye.
- #16 **Narrows:** The Narrows attract big fish off all species at anytime. Fish tight to the rocks for smallmouth and walleye and cast the deep water for trophy musky.
- #17 Cast the rocky shoreline with a jerkbait in late May and early June for smallmouth.
- #18 Muskies roam the weedline July through early October. Try a jerkbait, twitch bait or bucktail.

#19 In summer, cast a weedless jerkbait for largemouth and a bucktail along the weedline for musky. The rock point east of the bay can attract an occasional smallmouth or largemouth



High Falls Flowage - Marinette County
 1,700 acres maximum depth 50'
 Vegetation: milfoil, cabbage, lily pads
 Water: stained Bottom: sand, gravel, rock, muck
 Fishery: smallmouth, largemouth, walleye, musky, northern pike, bluegill, crappie, rock bass, perch

 **Smallmouth Tips**
 Fish the rocky structure with plastics in spring and look for the best action to occur at midday. Plastics and leeches work the best.

 **Walleye Tips**
 Fish with the lightest jig possible. The lighter jig will allow you to feel the slightest bite. Orange and Chartreuse are the top jig colors.